



Tim Rocks
Chief Investment Officer

Timothy Rocks

Getting sensible about returns

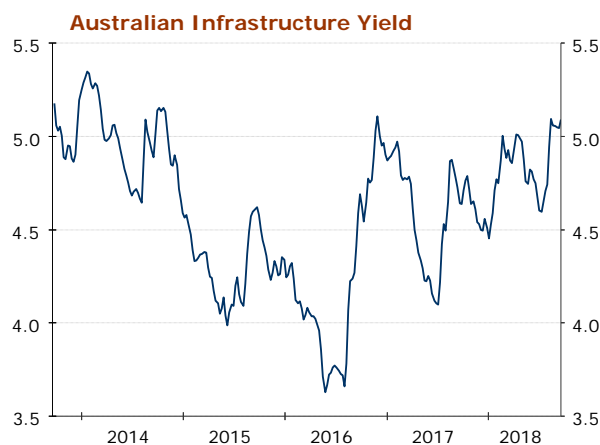
As we have been discussing in recent notes, it remains a challenging environment for investors. Valuations are stretched and there is a backdrop of heightened political, policy and macro risk that has not yet been factored into markets.

Given this macro environment our strong recommendations to clients are:

- Be realistic about your expectations for future returns and focus on a core set of stocks where there is a reasonable probability of moderate but acceptable levels of return.
- Be patient and wait for opportunities to arise from market volatility.
- Increase exposure to alternative assets.

One way to identify stocks with a reasonable probability of acceptable returns is through the GARY (Growth At a Reasonable Yield) framework. We re-run this screen and highlight the following stocks and sectors. Some points to note on this are:

- Infrastructure stands out as having the best balance of yield and growth.



Source: Thomson Reuters Datastream, Evans & Partners

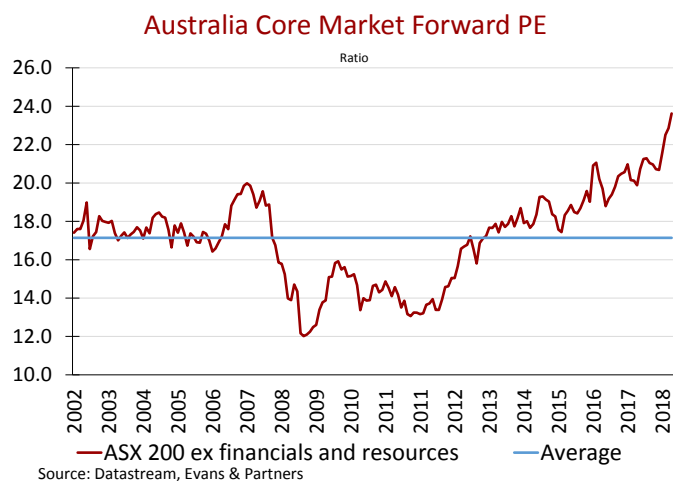
- Some Real Estate Investment Trusts (REITs) appear appealing, including Unibail-Rodamco-Westfield, Viva Energy REIT and Stockland.
- Non-bank financials increasingly appear attractive. Some have regulatory or operational issues (AMP, IOOF). However, for an industry with strong underlying growth, these concerns should prove to be temporary.
- Other industrial companies that appear attractive include MYOB, Navitas, Tabcorp, Super Retail and Amcor.
- Note that the banks are not as attractive on this basis, given meagre growth prospects in the industry going forward.

Getting sensible about returns

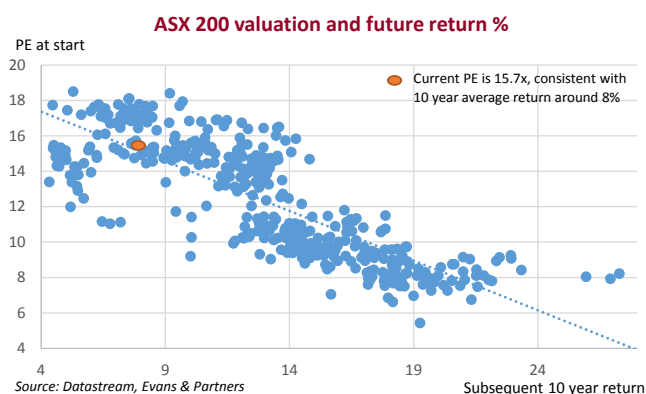
As we have been discussing in recent notes, it remains a challenging environment for investors. Valuations are stretched and there is a backdrop of heightened political, policy and macro risk that has not yet been factored into markets.

Some of the risks that we are focussed on include the trade war, weakness in China, tightening financial conditions in the US and increasing pressure on emerging markets. These issues could be particularly visible over the next few months given the recent escalation of the trade war and the imminent imposition of sanctions on Iran.

On the valuation front we have been highlighting that valuations are even more stretched than they appear. Growth stocks are trading at their most expensive level in 15 years, and price to earnings ratios (PEs) for the industrial sector are 27% above historical averages, as shown in the chart below.



Elevated valuations are important because there is a strong historical relationship between the current PE ratio and future returns. The chart below compares the PE at any point in time, with the subsequent 10-year annualised return. The current PE of the Australian market (around 15.7x on a forward basis) is consistent with future returns of around 8% per year.



Given this macro environment and valuations our recommendations are:

- Be realistic about expectations for future returns and focus on a core set of stocks where there is a reasonable probability of moderate, but acceptable, levels of return.
- Be patient and wait for opportunities to arise from market volatility.
- Increase exposure to alternative assets.

Enter GARY

In this note, we focus on the first of these recommendations by relooking at GARY stocks.

One way to identify stocks with a reasonable probability of acceptable returns is through the GARY (Growth At a Reasonable Yield) framework. The GARY score is a simple measure of expected return and is calculated as:

GARY score = Dividends plus Sustainable growth

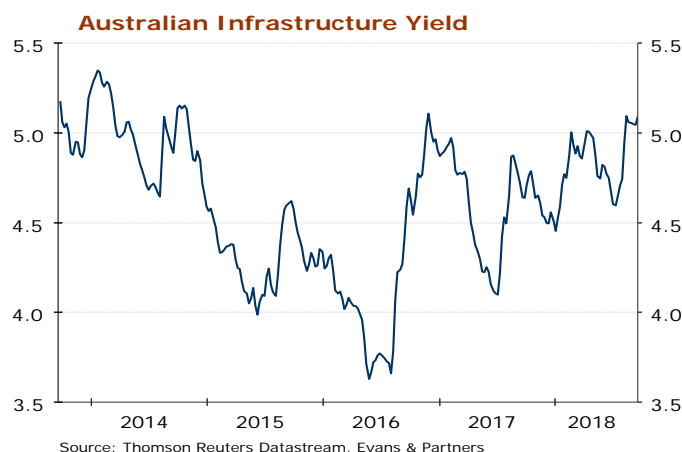
Where sustainable growth is estimated from FY19-21 growth in dividends and revenue using Bloomberg consensus forecasts.

Any stock that can score 10% meets the criteria of acceptable potential returns. The table below calculates GARY scores for a number of stocks based on Bloomberg consensus earnings estimates.

Some point to note on this are:

- Infrastructure stands out as having the best balance of yield and growth. There has been little movement in the share prices of Transurban and Sydney Airport over the past two years which has resulted in a derating in valuations and a rise in the dividend yield

on these stocks. Atlas Arteria also appears, although its yield is below the 4% threshold.



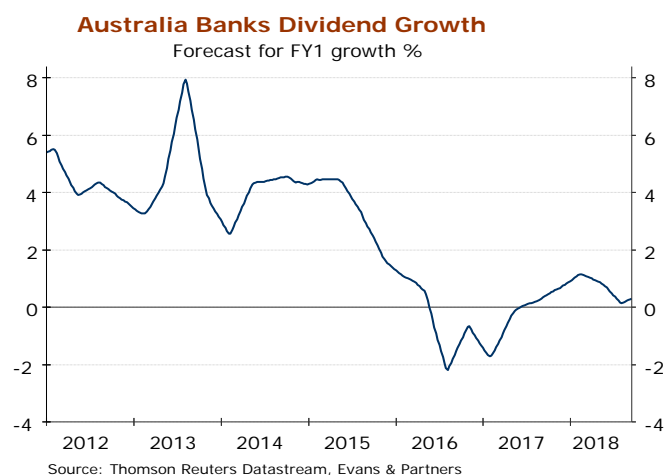
- Some REITs appear appealing, including Unibail-Rodamco-Westfield, Viva Energy REIT and Stockland.

GARY: Australian Stocks with Growth At a Reasonable Yield						
Name	Sector	EAP Rec	Div yield	Growth*	Gary Score	Franked Gary
Yld > 4%, GARY > 10%						
URW CDI	Real Estate	Positive	6.1	8.9	15.0	15.0
PENDAL GROUP LTD	Financials	Positive	5.5	8.6	14.1	14.4
MYOB GROUP LTD	Information Technology		4.0	9.7	13.7	13.7
PERPETUAL LTD	Financials		6.5	5.7	12.2	15.0
NAVITAS LTD	Consumer Discretionary		4.4	8.3	12.7	14.0
PLATINUM ASSET	Financials		5.9	6.2	12.1	14.7
TRANSURBAN GROUP	Industrials	Positive	4.9	6.4	11.3	11.4
TABCORP HLDGS	Consumer Discretionary		4.3	6.7	11.0	12.9
SYDNEY AIRPORT	Industrials	Positive	5.2	5.8	11.0	11.0
VIVA ENERGY REIT	Real Estate		6.3	4.4	10.7	10.7
STOCKLAND	Real Estate	Positive	6.3	4.1	10.4	10.4
SUPER RETAIL GRO	Consumer Discretionary		5.2	4.8	10.1	12.3
Facing challenges						
IOOF HOLDINGS LT	Financials		6.7	10.8	17.5	20.4
AMP LTD	Financials	Neutral	7.0	5.8	12.9	14.4
Others of note						
ATLAS ARTERIA	Industrials		3.5	12.5	16.0	16.0
QBE INSURANCE	Financials		3.6	9.5	13.1	13.6
CHALLENGER LTD	Financials	Positive	3.4	7.7	11.1	12.6
AMCOR LTD	Materials	Positive	3.3	7.2	10.5	10.5
JANUS HENDER CDI	Financials	Neutral	3.7	6.8	10.5	10.5
MAGELLAN FIN GRP	Financials		3.8	6.5	10.4	12.0

Source: Bloomberg, Evans and Partners

- There are increasing numbers of non-bank financials on this list, reflecting weak share price performance over the course of the year. For some there are stock-specific issues (AMP with regulatory issues and IOOF with integration issues), while for others such as Pental, Platinum Asset Management, Janus Henderson and Challenger it is more to do with industry re-rating. But for an industry underwritten by strong underlying growth in inflows due to an ageing population, these concerns should prove to be temporary.
- Other industrial companies on the list include MYOB, Navitas, Tabcorp, Super Retail and Amcor.
- Note that none of the banks make the list due to the meagre growth prospects in the industry going forward. The adjacent chart shows the downgrading of dividend growth prospects for the sector over the

past 5 years – analysts' expectations have been lowered from around 4% to zero over this time.



GARY: Australian Stocks with Growth At a Reasonable Yield						
Name	Sector	EAP Rec	Div yield	Growth*	Gary Score	Franked Gary
Major Banks						
AUST AND NZ BANK	Financials	Neutral	5.7	1.2	6.9	9.3
NATL AUST BANK	Financials	Positive	7.2	0.8	7.9	11.0
COMMONW BK AUSTR	Financials	Positive	6.0	0.3	6.3	8.9
WESTPAC BANKING	Financials	Neutral	6.8	1.0	7.8	10.8

Source: Bloomberg, Evans & Partners

DISCLAIMER, WARNING AND DISCLOSURES

This document is provided by Evans and Partners Pty Limited (ABN 85 125 338 785), holder of AFSL 318075 (Evans and Partners).

Please refer to the document entitled 'Research Conflicts of Interest Disclosure' available for download from the Important Disclosures section of our website (eandp.com.au) and Evans and Partners' Financial Services Guide (FSG) which is also available on our website.

The information is general advice only and does not take into consideration an investor's objectives, financial situation or needs. Before acting on the advice, investors should consider the appropriateness of the advice, having regard to the investor's objectives, financial situation and needs. If the advice relates to a financial product that is the subject of a Product Disclosure Statement (e.g. unlisted managed funds) or offer document investors should obtain the relevant offer document and consider it before making any decision about whether to acquire the product.

The material contained in this document is for information purposes only and does not constitute an offer, solicitation or recommendation with respect to the purchase or sale of securities. It should not be regarded by recipients as a substitute for the exercise of their own judgment. Investors should be aware that past performance is not an infallible indicator of future performance and future returns are not guaranteed. Any forward-looking statements are based on current expectations at the time of writing. No assurance can be given that such expectations will prove to be correct.

Any opinions and/or recommendations expressed in this material are subject to change without notice and Evans and Partners is not under any obligation to update or keep current the information contained herein. References made to third parties are based on information believed to be reliable but are not guaranteed as being accurate.

This document is provided to the recipient only and is not to be distributed to third parties without the prior consent of Evans and Partners.

EVANS AND PARTNERS DISCLOSURE OF INTERESTS

Evans and Partners and its respective officers and associates may have an interest in the securities or derivatives of any entities referred to in this material. Evans and Partners does, and seeks to do, business with companies that are the subject of its research reports.

EVANS AND PARTNERS CORPORATE RELATIONSHIP DISCLOSURE

Company	Nature of Relationship
WBC	Evans and Partners has arranged, managed or co-managed an offering of securities of the company or its affiliates in the past 12 months, for which it received a fee.

AUTHOR CERTIFICATION

I, Tim Rocks, hereby certify that: all views expressed in this publication reflect my personal views about the subject theme and/or relevant company securities, and no attempt has been made by any other person to influence the views or themes contained within; and I am not in receipt of inside information and this publication does not contain any inside information. I also certify that no part of my compensation was, is, or will be, directly or indirectly, related to the specific recommendations or views expressed in this report.

AUTHOR DISCLOSURE OF INTEREST

I, Tim Rocks, and/or entities in which I have a pecuniary interest, have an exposure to the following securities and/or managed products: Aberdeen Emerging Opportunities Fund, AMP Cap Core Property Fund, AMP Capital Corporate Bond Fund, BlackRock Multi Opportunity Absolute Return, Fidelity Australian Equities Fund, Grant Samuel Epoch Global Equity Share Yield Fund, IFP Global Franchise Fund, Macquarie High Conviction Fund, Plato Australian Shares Income Fund, RARE Infrastructure Value Fund, Schroder Fixed Income Fund WS Class, T. Rowe Price Global Equity Fund, Winton Global Alpha Fund, Betashares Commodity ETF and Westpac BlueChip 20 (a Separately Managed Account applying a model portfolio which seeks to match the return of the S&P ASX 20 Accumulation Index).

DISCLAIMER

Except for any liability which cannot be excluded, Evans and Partners, its directors, employees and agents accept no liability or responsibility whatsoever for any loss or damage of any kind, direct or indirect, arising out of the use of all or any part of this material. All information is correct at the time of publication; additional information may be available upon request.